

New Jersey Higher Education
Annual Institutional Profile Report
For the New Jersey Commission on Higher Education



Fiscal Year 2009-2010

● Raritan Valley Community College ● PO Box 3300 ● Somerville, NJ 08876 ● www.raritanval.edu
October 2010 ● Source: Office of Institutional Research & Assessment

Casey Crabill



Table of Contents

	Page
A. Accreditation Status.....	3
B. Number of Students Served	4
C. Characteristics of Undergraduate Students	5
D. Student Outcomes.....	10
E. Faculty Characteristics	12
F. Characteristics of the Trustees or Governors	14
G. A Profile of the Institution.....	15
H. Major Research & Public Service Activities.....	18
I. Major Capital Projects Underway in Fiscal Year 2010	19
J. Public Service Activities	20



A. Accreditation Status

1. Institutional Accreditation

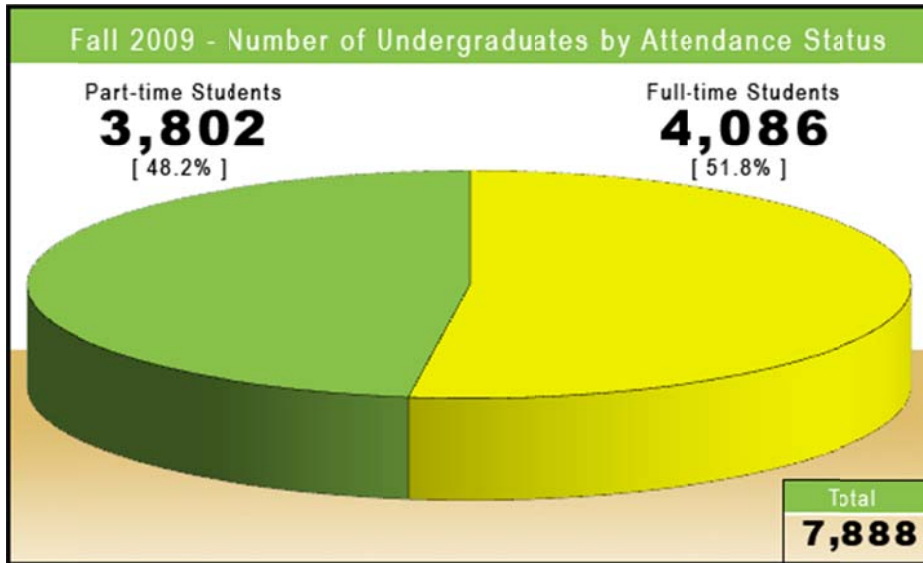
- a. Middle States Association of Colleges and Schools

2. Professional Accreditation

- a. Nursing, National League for Nursing
- b. Ophthalmic Science, Commission on Opticianry Accreditation
- c. Health Information Technology, CAHIIM, the Commission on Accreditation for Health Informatics and Information Management Education
- d. Paralegal Studies, American Bar Association (Council on the Section of Legal Education and Admissions)

B. Number of Students Served

1. Undergraduate Enrollment by Attendance Status, Fall 2009



RVCC set a new record for full-time student enrollment for the Fall 2009 Semester. The College also set another record for the total number of credit hours.



2. Number of Graduates and First-Professionals by Attendance Status – N/A

3. Number of Non-credit students served



Continuing Education offers a wide range of professional development and personal enrichment programs. Services offered include customized training for businesses, professional development courses, allied health training, teacher development courses, and small business assistance.

Year	Enrollment
08-09	3,983

4. Unduplicated number of students for entire academic year

Year	Enrollment
08-09	10,808



C. Characteristics of Undergraduate Students

1. *Mean Math and Verbal SAT scores (senior public institutions) – N/A*

2. Enrollment in remediation courses by subject area

a. Name of the basic skills placement test administered and criteria for selecting test takers in Fall 2009.

- ACCUPLACER
- Criteria: All new degree seeking student with the following exceptions -

Students do not need to take the English Placement tests for the following reasons:

- Provide an SAT score report showing a critical reading score of at least 540 (or ACT English score of 24)
- Present proof of taking college-level English course, equivalent English placement exam, or at least 24 credits at a regionally accredited college.

Students do not need to take the Mathematics placement test if they provide proof of taking college level math course or equivalent math placement exam at another regionally accredited college or if they provide an SAT score report showing a math score in one of the following ranges:

- An SAT score report showing a math score of at least 550 (or ACT score of 23) places the student into Precalculus or Statistics, but the student may opt to take the placement test for possible placement into the Calculus sequence.

b. Total number of Undergraduate Students Enrolled in Fall 2009

The College's Academic Support Center reported more than 21,000 visits by students during the 2009-2010 academic year. The Center offers tutoring and other academic support services to students free of charge.



Total Fall 2009 Undergraduate Enrollment	Number of Students Enrolled in One or More Remedial Courses	% of Total
7,888	1,988	25.2

c. Total Number of First-time, Full-time (FTFT) students enrolled in remediation in Fall 2009

Total Number of FTFT students	Number of FTFT Students Enrolled in One or More Remedial Course	Percent of FTFT Enrolled in One or More Remedial Courses
1,311	914	69.7

d. First-time Full-time (FTFT) students enrolled in remediation in Fall 2009 by subject area

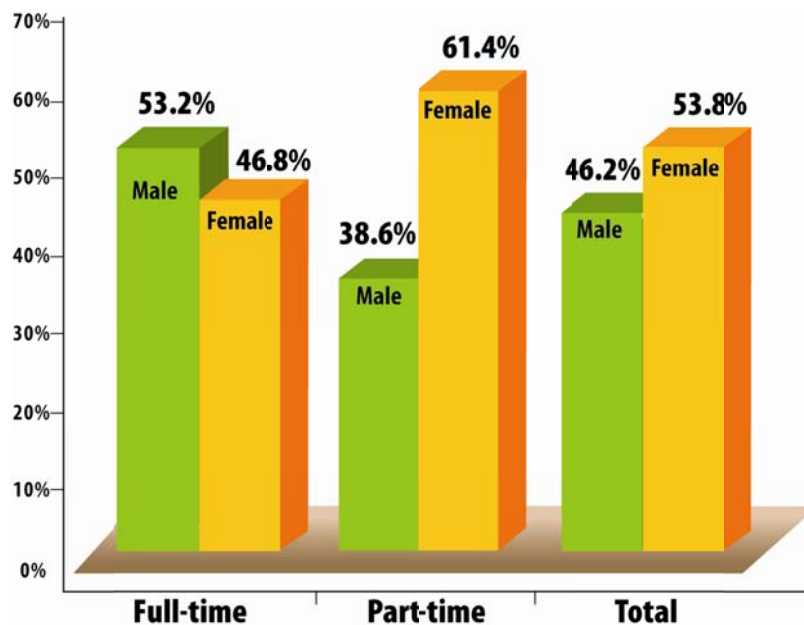
Subject Area	Number of FTFT enrolled In:	Percent of all FTFT enrolled In:
English	412	31.4
Math Computation	151	11.5
Elementary Algebra	679	51.8

3. Undergraduate Enrollment by Race/Ethnicity, Gender, and Age Fall 2009

a. By Race/Ethnicity

Race/Ethnicity	Full-time		Part-time		Total	
	Num	Pct	Num	Pct	Num	Pct
White	2,610	63.9	2,254	59.3	4,864	61.7
Black	309	7.6	342	9.0	651	8.3
Hispanic	476	11.6	406	10.7	882	11.2
Asian	200	4.9	263	6.9	463	5.9
American Indian	19	0.5	11	0.3	30	0.4
Unknown	472	11.5	526	13.8	998	12.5
TOTAL	4,086	100.0	3,802	100.0	7,888	100.0

b. By Gender



Gender	Full-time		Part-time		Total	
	Num	Pct	Num	Pct	Num	Pct
Male	2,173	53.2	1,469	38.6	3,642	46.2
Female	1,913	46.8	2,333	61.4	4,246	53.8
TOTAL	4,086	100.0	3,802	100.0	7,888	100.0

c. By Age

Age	Full-time		Part-time		Total	
	Num	Pct	Num	Pct	Num	Pct
LT 18	39	1.0	152	4.0	191	2.4
18 – 19	1,889	46.2	327	8.6	2,216	28.1
20 – 21	1,215	29.7	509	13.4	1,724	21.9
22 – 24	421	10.3	656	17.3	1,077	13.7
25 – 29	217	5.3	578	15.2	795	10.1
30 – 34	87	2.1	321	8.4	408	5.2
35 – 39	37	0.9	286	7.5	323	4.1
40 – 49	69	1.7	486	12.8	555	7.0
50 – 64	32	0.8	289	7.6	321	4.1
65+	1	0.0	39	1.0	40	0.5
Unknown	79	1.9	159	4.2	238	3.0
TOTAL	4,086	100.0	3,802	100.0	7,888	100.0

Recent high school graduates are deciding to start their higher education at RVCC. Students under the age of 22 now account for 52% of the College's student body.

4. Number of students receiving financial assistance under each federal, state, & institution funded aid program in FY 2009



NJ STARS provides an opportunity for New Jersey's best and brightest students to attend college for free. The program provides free tuition to students who graduate in the top 15 percent of their class and enroll full-time at a community college.

a. State Programs

	Recipients	Dollars(\$)	\$/Recipient
TAG	587	794,000	1,352.64
EOF	75	67,000	893.33
Distinguished Scholars	6	5,000	833.33
Urban Scholars	3	2,000	666.67
NJ STARS (Fall 2009)	98	278,000	2,836.73
NJCLASS Loans	21	74,000	3,523.81

b. Federal Programs

	Recipients	Dollars(\$)	\$/Recipient
Pell Grants	959	2,494,000	2,600.63
College Work Study	13	32,000	2,461.54
Perkins Loans	0	0	---
SEOG	56	52,000	928.57
PLUS Loans	4	25,000	6,250.00
Stafford Loans (Subsidized)	330	876,000	2,654.55
Stafford Loans (Unsubsidized)	348	951,000	2,732.76
SMART & ACG or Other	68	61,000	897.06

c. Institutional Programs

	Recipients	Dollars(\$)	\$/Recipient
Grants/Scholarships	245	169,000	689.80
Loans	0	0	---

5. Percentage of First-time students who are New Jersey residents, Fall 2009

State Residents	Non-State Residents	Total	% State Residents
1,582	13	1,595	99.2



D. Student Outcomes

1. Graduation Rates

- a. Four, five, and six year graduation rate (senior public institutions) – N/A
- b. **Two-Year Graduation Rate of Fall 2006 Full-time, First-time Degree/Certificate Seeking Students**

Fall 2006 Cohort	Graduation Rate after 2 Years	
Num	Num	Pct
901	45	5.0



- c. **Three-Year Graduation and Transfer Rates of Fall 2006 Full-time, Degree/Certificate Seeking Students by Race/Ethnicity**

Race/Ethnicity	Fall 2006 Cohort	Graduation rate after 3 Years		Transfer Rate after 3 Years	
	Num	Num	Pct	Num	Pct
White	594	122	20.5	132	22.2
Black	61	3	4.9	9	14.8
Hispanic	103	15	14.6	17	16.5
Asian	48	5	10.4	9	18.8
Other *	95	14	42.9	20	32.4
TOTAL	901	159	17.6	187	20.8

*Other includes American Indian and Unknown Race.



2. Third Semester Retention of Full-time Students, Fall 2008 to Fall 2009

	Fall 2008 First-Time Undergraduates	Retained in Fall 2009	Retention Rate
Attendance Status	Num	Num	Pct
Full-Time	1,166	809	69.4
Part-Time	292	141	48.3

E. Faculty Characteristics

1. Full-time Faculty by Race/Ethnicity, Gender, Academic Rank and Tenure status, Fall 2009

Tenured	White		Black		Hispanic		Asian		American Indian		Unknown		Total	
	M	W	M	W	M	W	M	W	M	W	M	W	M	W
Professor	8	10	0	0	0	0	1	2	0	0	0	0	9	12
Associate Professor	6	14	0	0	0	0	0	0	0	0	0	0	6	14
Assistant Professor	9	13	0	1	0	0	1	1	0	0	0	0	10	15
All Others	0	0	1	0	0	0	1	1	0	0	0	0	2	1
TOTAL	23	37	1	1	0	0	3	4	0	0	0	0	27	42

Without Tenure	White		Black		Hispanic		Asian		American Indian		Unknown		Total	
	M	W	M	W	M	W	M	W	M	W	M	W	M	W
Professor	0	0	0	0	0	0	0	0	0	0	0	0	0	0
Associate Professor	1	1	0	0	0	0	0	0	0	0	0	0	1	1
Assistant Professor	6	5	0	0	0	0	0	0	0	0	0	0	6	5
All Others	11	19	0	1	0	0	1	1	0	0	0	0	12	21
TOTAL	18	25	0	1	0	0	1	1	0	0	0	0	19	27

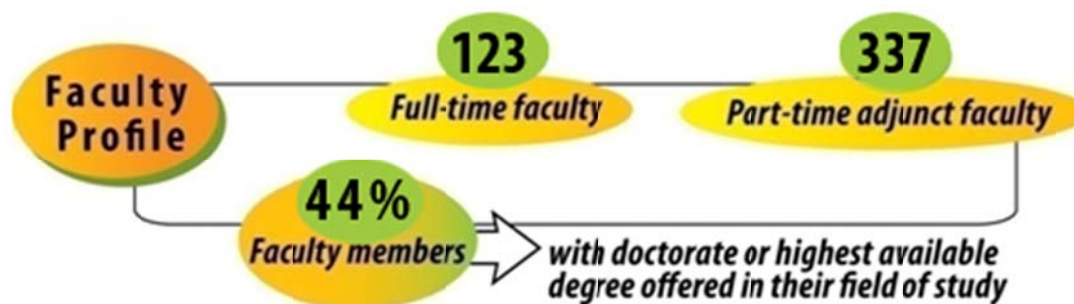
Total	White		Black		Hispanic		Asian		American Indian		Unknown		Total	
	M	W	M	W	M	W	M	W	M	W	M	W	M	W
Professor	8	10	0	0	0	0	1	2	0	0	0	0	9	12
Associate Professor	7	15	0	0	0	0	0	0	0	0	0	0	7	15
Assistant Professor	15	18	0	1	0	0	1	1	0	0	0	0	16	20
All Others	11	19	1	1	0	0	2	2	0	0	0	0	14	22
TOTAL	41	62	1	2	0	0	4	5	0	0	0	0	46	69

Gender Legend:

M = Men	W = Women
---------	-----------

2. Percentage of course sections taught by Full-Time Faculty, Fall 2009

Department	Full-time Faculty		Adjunct Faculty		Total Faculty
	Num	Pct	Num	Pct	Num
Business & Public Service	76	58.9	53	41.1	129
Communication & Language	40	40.0	60	60.0	100
Computer Science/Education Tech	32	36.4	56	63.6	88
English	61	33.8	119	66.1	180
Health Science Education	58	50.4	57	49.5	115
Human & Social Sciences	72	42.6	97	57.4	169
Mathematics	67	44.0	85	55.9	152
Science & Engineering	54	41.2	77	58.7	131
Student Development	0	0	9	100.0	9
Visual & Performing Arts	60	35.2	110	64.71	170
TOTAL	520	41.8	723	58.2	1,243



3. Ratio of Full to Part-time Faculty, Fall 2009

Full-time Faculty		Adjunct Faculty		Total Faculty	
Num	Pct	Num	Pct	Num	Pct
115	25.1	343	74.9	458	100.0

F. Characteristics of the Trustees or Governors

1. Race/Ethnicity and Gender

Race/Ethnicity						
Gender	White	Black	Hispanic	Asian	American Indian	TOTAL
Male	9	0	0	0	0	9
Female	4	1	0	0	0	5
TOTAL	13	1	0	0	0	14

2. Members of the Board of Trustees

RVCC Board of Trustees		
Name	Title	Affiliation
Araps, Frank	Trustee	Attorney, Governor Appt.
Bateman, Raymond	Trustee	Self Employed, Somerset Freeholder Appt.
Doyle, Trudy	Trustee	Somerset Executive County Superintendent
Field, Evelyn	Trustee, Vice Chair (Somerset)	Retired (Librarian), Somerset Freeholder Appt.
Graf, John	Trustee	Non-denominational Minister, Governor Appt.
Hirsch, Paul	Trustee, Chair	Surgeon, Orthopedic, Somerset Freeholder Appt.
McGuire, John	Trustee, Secretary	Retired (Pharmaceutical), Hunterdon Freeholder Appt.
Hebson McVicker, Catherine	Trustee, Vice Chair (Hunterdon)	Retired (Economic Development), Hunterdon Freeholder Appt.
Schoberl, Peter	Trustee	Chairman, President & CEO/Bank, Somerset Freeholder Appt.
Sterritt, Frederic	Trustee	Orthodontist, Somerset Freeholder Appt.
Vernotica, Gerald	Trustee	Hunterdon County Executive Superintendent
Whitman, Kate	Trustee	Director of Development for the Girl Scouts Heart of NJ, Somerset Freeholder Appt.
Wise, Robert	Trustee, Treasurer	CEO/Hospital, Hunterdon Freeholder Appt.
Schwabe, Kimberly	Alumni Rep	Student, Student-Elected

3. URL – www.raritanval.edu

G. A Profile of the Institution

1. Degree and certificate programs

Business Programs

Accounting (Career Program)
A.A.S. in Accounting
Accounting Information Systems
(Career Program)
A.A.S. in Accounting Information Systems
Business Administration (Transfer Program)
A.S. in Business Administration
Business Liberal Arts (Transfer Program)
A.A. in Liberal Arts
Business Management (Career Program) *A.A.S. in Business Management*
Financial Services (Career Program)
A.A.S. in Business Management

NEW! **Financial Services**
(Certificate of Completion)

Food & Beverage Management (Career Program)
A.A.S.
Homeland Security & Emergency Management
(Certificate of Completion)
International Business (Career Program)
A.A.S.
International Business (Certificate)
Management Information Systems (Transfer Program)
A.S. in Business Administration
Marketing (Career Program)
A.A.S. in Marketing

Computer Science & Technology Programs

Computer Networking (Career Program) *A.A.S. in Computer Information Systems*
Computer Networking
(Certificate of Completion)
CISCO Emphasis
Computer Networking
(Certificate of Completion)
CISCO Emphasis
Computer Networking (Certificate)
CISCO Emphasis
Computer Networking (Certificate) *Traditional Emphasis*
Computer Networking (Certificate)
Cyber Security Emphasis
Computer Programming (Career Program) *A.A.S. in Computer Information Systems*
Computer Programming (Certificate)
Computer Science (Transfer Program) *A.S. in Science & Mathematics*
Computer Science (Certificate)
Computer Support
(Certificate of Completion)
Computer Support (Certificate)
Game Development (Career Program)
A.A.S.
Information Systems & Technology (Transfer Program)
A.S.
Information Systems & Technology (Career Program)
A.A.S.
Web Developer (Certificate)
Web Developer (Transfer)
A.S.
Web Programming (Certificate)

Education Programs

Early Childhood Education: P-3 (Transfer Program) A.A.
Early Childhood Education (Career Program) A.A.S. in Early Childhood Education
Early Childhood Education (Certificate)
Education: K-12(Transfer Program) A.A.

Engineering/Technology Programs

Air Conditioning, Refrigeration & Heating Technology (Career Program) A.A.S.
Automated Manufacturing Technology (Certificate)
Automotive Technology (Career Program) A.A.S. in *Automotive Technology*
Electric Utility Technology (Career Program) A.A.S.
Engineering Science (Transfer Program) A.S. in *Engineering Science*
Technical Studies (Career Program) A.A.S.

Liberal Arts Programs

Communication Studies (Transfer Program) A.A. in *Liberal Arts*
English (Transfer Program) A.A. in *Liberal Arts*
Human Services (Certificate of Completion)
Human Services (Certificate)
Human Services/Pre-Social Work Option (Transfer Program) A.A.

NEW! **Human Services A.A.S.**

Liberal Arts (Transfer Program) – Environmental Studies Option – A.A.
Liberal Arts (Transfer Program) – Women and Gender Studies Option - A.A.
Social Sciences (Transfer Program) A.A. in *Liberal Arts*

Mathematics/Science Programs

Biology (Transfer Program) A.S. in *Science & Mathematics*
Biotechnology (Transfer Program) A.S.
Biotechnology (Career Program) A.A.S.
Biotechnology (Certificate)
Chemical Laboratory Technology (Career Program) A.A.S.
Chemistry (Transfer Program) A.S. in *Science & Mathematics*
Environmental Science (Transfer Program) A.S. in *Science & Mathematics*
General Science/Pre-Health Professional (Transfer Program) A.S. in *Science & Mathematics*
Mathematics (Transfer Program) A.S. in *Science & Mathematics*

Medical Programs

<p>Dental Assisting (Certificate) Dental Hygiene (Career Program) A.A.S. Health Information Technology (Career Program) A.A.S. Health Information Technology – Medical Coding (Certificate) Health Science (Transfer Program) A.S.</p>
<p>NEW! Medical Assistant (Certificate)</p>
<p>Nursing/RN (Career Program) A.A.S. <i>in Nursing</i> Nursing PN/AD (Career Program) A.A.S. <i>in Nursing</i> Ophthalmic Laboratory Technician (Certificate of Completion) Ophthalmic Science (Certificate) Ophthalmic Science (Career Program) A.A.S. <i>in Ophthalmics</i> Pre-Medical Professional (Transfer Program) A.S. <i>in Science & Mathematics</i> Pre-Pharmacy (Transfer Program) A.S. <i>in Science & Mathematics</i> Respiratory Care (Transfer Program) A.S.</p>

Visual & Performing Arts Programs

<p>Dance (Transfer Program) A.F.A. <i>in Fine Arts</i> Graphic Design (Transfer Program) A.F.A. <i>in Visual Arts</i> Music (Transfer Program) A.A. <i>in Liberal Arts</i> Music (Transfer Program) A.F.A. Studio Arts (Transfer Program) A.A. <i>in Liberal Arts</i> Theatre Arts (Transfer Program) A.A. <i>in Liberal Arts</i> Visual Arts (Transfer Program) A.F.A. <i>in Visual Arts</i></p>

Other Career Oriented Programs

<p>Corrections (Certificate) CPA Education Requirement (Certificate) Criminal Justice (Transfer Program) A.A. Digital Media/Film Studies (Transfer Program) A.S. Digital Video Production (Certificate)</p>
<p>NEW! Emergency Services A.A.S.</p>
<p>NEW! Emergency Services – Fire Science Option A.A.S.</p>
<p>Events Planning/Meeting Management (Certificate) Exercise Science (Transfer Program) A.S. Fitness Specialist (Certificate of Completion) Interior Design (Career Program) A.A.S. Law Enforcement A.F.A. A.A.S. Multimedia Communications (Career Program) A.A.S. <i>in Multimedia Communications</i> Multimedia Communications (Certificate) Paralegal Studies (Career Program) A.A.S. Paralegal Studies (Certificate)</p>

2. Other (if desired) – N/A



H. Major Research & Public Service Activities

A. Major Research – N/A

R&D Expenditures: YEAR 2009

Institution: Raritan Valley Community College (RVCC)

	<i>Amount (\$)</i>
<i>Federally Financed Academic R&D Expenditures</i>	
<i>Institutionally Financed Academic R&D Expenditures</i>	
<i>Total Academic R&D Expenditures</i>	

Note: Dollar amount as reported to the National Science Foundation (NSF) on Form #411 (Survey of Research and Development Expenditures at Colleges and Universities).

I. Major Capital Projects Underway in Fiscal Year 2010-2011

1. Projects Completed in FY 2009-2010

- New Data Center – \$750,000
- Renovation and expansion of the Testing Center – \$650,000
- Renovation of Fitness Center – \$440,000 (including exercise equipment)
- Theatre Plaza Renovation – \$300,000
- Observatory – site work \$250,000 (partially completed)



3M Observatory

2. Projects to be Completed in FY 2010-2011

- Observatory – building construction \$300,000 (approximately)
- Renovations to East Building Lecture Hall – \$250,000
- Parking Lot Improvements – \$150,000

J. Public Service Activities (Faculty)

PROFESSIONAL DEVELOPMENT

Participated in Conferences, Seminars and Workshops

RVCC faculty members participated in a number of professional conferences in order to enhance their knowledge, keep on top of advances in their field and benefit from best practices. In all 72 faculty members participated in the following programs:

Cultural Arts

Faculty members shared their experience in the fields of art, music, theatre, dance and film in a variety of venues.

Art exhibitions: 13

Presented Musical/Dance/Theatrical Pieces & Films: 15

Published Written Works/Computer Programs

Faculty authored numerous articles and scholarly works, as well as computer programs, for a variety of publications and other outlets. Total: 16

Served as Consultants

RVCC faculty shared their expertise by serving as consultants in a variety of areas. Total: 2

Served on Boards

Faculty shared their expertise by serving on a number of professional boards. Total: 5

AWARDS

Dr. Jay Kelly, Instructor of Environmental Science, received a "Certificate of Special Congressional Recognition" from Congressman Frank Pallone, Jr.

John Sichel, Instructor of Music, received a 2009 ASCAP Standard Award

DOCTORATES

Assistant Professor Kathleen Krov, Nursing, received her PhD in Education – Community College Leadership, from Walden University.